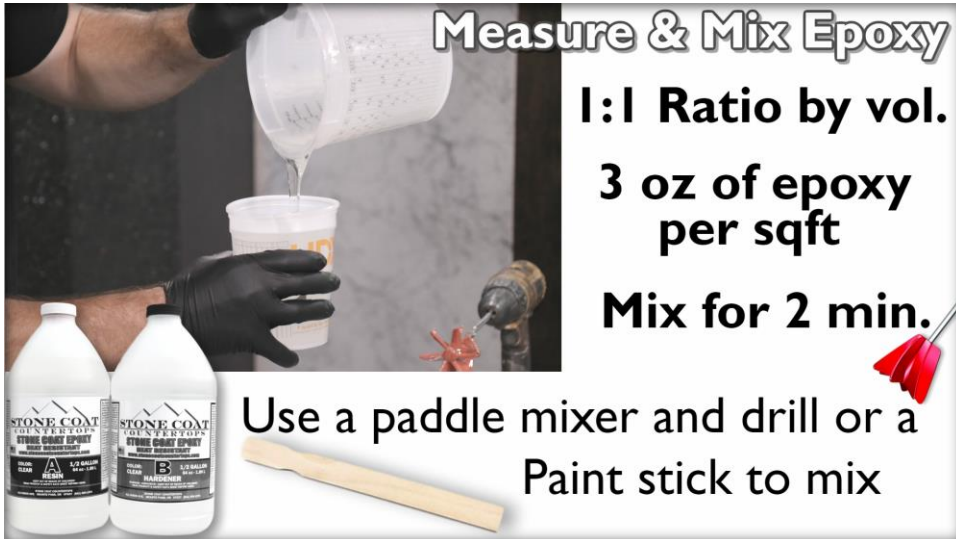


Black Galaxy Granite Epoxy Step-by-Step

Two coats of Epoxy Undercoat - **BLACK** Sand with 220 between coats



Measure & Mix Epoxy

1:1 Ratio by vol.

**3 oz of epoxy
per sqft**


Mix for 2 min.

Use a paddle mixer and drill or a
Paint stick to mix


**Add Silver Glitter to
your mixed epoxy**
a little goes a long way
Thoroughly mix glitter & epoxy



**Pour out epoxy on the
center of your project**



**Evenly spread the epoxy
using our 1/8" X 1/8"
Square Notch Trowel**





Chop the Top

Use our Chop Brush with the heel, randomly chop the epoxy to remove trowel lines




Torch the Top



Use a propane torch to remove air from the epoxy

Clear Coat: Mix up Stone Coat Countertop Epoxy
Sand dried countertop with 220 sandpaper



Apply
Trowel
Chop
Torch

